



# PRODUCT DATASHEET

## MANUAL CONTROL UNIT SELECT DALI-2

MANUAL CONTROL UNIT SELECT DALI-2 | Manual control unit for up-to 25 lights



### Areas of application

- One-room solution for up to 4 access areas
- Meeting and conference rooms
- Restaurants
- Shop lighting
- Private homes

### Product benefits

- Simple, intuitive operation
- Manual dimming, switching and saving of light settings
- Individual adjustment of the brightness level
- High quality glass cover
- Behavior after power interruption can be set
- Mains powered (active mode) or DALI powered (passive mode) operation
- Compatible with LEDVANCE VIVARES DALI light management system (LEDVANCE DALI luminaires)

### Product features

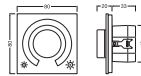
- DALI-2 control device for installation in standard flush-mounted boxes
- Rotary knob for manual light control
- Up to 4 control devices can be connected in parallel to set up several control points
- Automatic synchronization between control points
- Number of DALI lights per control unit: up to 25
- Cable length of the DALI control cable: up to 300 m

## TECHNICAL DATA

### Electrical data

Nominal wattage	2.70 W
Nominal voltage	100...240 V
Input current	48 mA
Mains frequency	50...60 Hz

### Dimensions & Weight



Length	80.00 mm
Width	80.00 mm
Height	53.00 mm
Cable cross-section, input side	0.5...1.5 mm <sup>2</sup>
Wire preparation length, input side	6...7 mm
Product weight	220.00 g

### Colors & materials

Product color	White
---------------	-------

### Temperatures & operating conditions

Ambient temperature range	-20...+50 °C
Maximum temperature at tc test point	57 °C

### Lifespan

Number of switching cycles	30000
----------------------------	-------

### Additional product data

Product remark	Available from September 2024
Max. number of connected drivers	25
Commissioning App	Ready to use
Light control tool App	No
Groups	1

### Capabilities


Dimmable	Yes
----------	-----

Dimming interface	DALI-2
Dimming range	1...100 %
Type of installation	Integrated in flush device box







Certificates & Standards

Approval marks – approval	CE / UKCA / EAC
Protection class	II
Type of protection	IP20


Accessories Optional

Product image	Product name	EAN
	SURFACE MOUNT FRAME	4058075843561

DOWNLOAD DATA

Documents and certificates	Document name
 User instruction / safety instructions	MCU SELECT DALI-2
 Extended installation guide	Application guide MCU SELECT DALI-2 controllers
 Legal information	Legal Insert DALI COMPONENTS
 Legal information	Informationstext 18 Abs 4 ElektroG
 Declarations of conformity	MCU DALI
 Declarations of conformity UKCA	MCU DALI

Tender texts	Document name
 Tender documents	MANUAL CONTROL UNIT SELECT DALI 2-EN

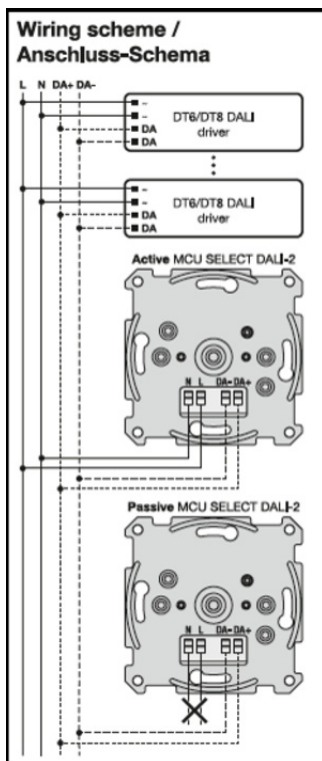
LOGISTICAL DATA

Product code	Packaging unit (Pieces/Unit)	Dimensions (length x width x height)	Gross weight	Volume
4058075837485	Folding box 1	102 mm x 112 mm x 55 mm	264.00 g	0.63 dm <sup>3</sup>

Product code	Packaging unit (Pieces/Unit)	Dimensions (length x width x height)	Gross weight	Volume
4099854334573	Shipping box 30	320 mm x 320 mm x 250 mm	8478.00 g	25.60 dm <sup>3</sup>

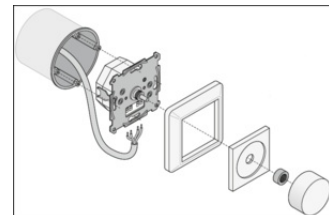
The mentioned product code describes the smallest quantity unit which can be ordered. One shipping unit can contain one or more single products. When placing an order, for the quantity please enter single or multiples of a shipping unit.

**ADDITIONAL CATALOG INFORMATION**



**Maximum number of devices / Maximale Geräteanzahl**

	1	2	3	4
Active MCU SELECT / TW / EXC TW	1	2	3	4
Passive MCU SELECT / TW / EXC TW	1	2	1	-
DALI driver	25	50	75	100



**References / Links**

- For current information see [www.ledvance.com/light-management-systems](http://www.ledvance.com/light-management-systems)

**DISCLAIMER**

Subject to change without notice. Errors and omission excepted. Always make sure to use the most recent release.