

## OT 40/220...240/24 P

CV Power supplies 24 V



### Areas of application

- Facades, public squares, cruise ships
- Signage
- Suitable for indoor and outdoor installations

### Product benefits

- Large range of products from 20 W to 250 W
- Installation in very cold and hot environments
- Very stable output power
- High electrical reversible short-circuit, overload, overtemperature protection
- Smart Power Supply: boosting power to turn on cold LEDs
- Independent installation possible

### Product features

- DC mode functionality
- Type of protection: IP66 and IP67
- Surge protection: up to 4 kV (L-N) / 6 kV (L/N-PE)
- Wide operating temperature range: -30...+55 °C
- Lifetime: up to 50,000 h (temperature at max.  $t_c$ )


# Product datasheet

## Technical data

### Electrical data

Nominal input voltage	220...240 V
Mains frequency	0...60 Hz
Input voltage AC	198...264 V
Input voltage DC	176...250 V
Total harmonic distortion	< 15 %
Power factor $\lambda$	0.95
ECG efficiency	85 %
Device power loss	4.0 W
Inrush current	20 A
Max. ECG no. on circuit breaker 10 A (B)	36
Max. ECG no. on circuit breaker 16 A (B)	57
Max. ECG no. on circuit breaker 25 A (B)	87
Surge capability (L-N)	4 kV
Nominal output voltage	24.2 V
Nominal output power	40 W
Galvanic isolation	SELV
Galvanic isolation primary/secondary	3 kV

### Dimensions & weight



Length	208.0 mm
Width	43.0 mm
Height	26.0 mm
Mounting hole spacing, length	199.0 mm
Product weight	416.00 g
Cable cross-section, input side	1.0 mm <sup>2</sup>
Cable cross-section, output side	1.0 mm <sup>2</sup>

## Product datasheet

Wire preparation length, input side	90 mm
Wire preparation length, output side	90 mm
Cable/wire length, input side	300 mm
Cable/wire length, output side	300 mm

### Colors & materials

Casing material	Plastic
-----------------	---------

### Temperatures & operating conditions

Ambient temperature range	-30...+55 °C
Maximum temperature at tc test point	90 °C
Max.housing temperature in case of fault	110 °C
Permitted rel. humidity during operation	5...85 %

### Lifespan

ECG lifetime	50000 h
--------------	---------

### Additional product data

Encapsulated	Yes
--------------	-----

### Capabilities

Dimmable	No
Overheating protection	Yes
Overload protection	Yes
Short-circuit protection	Yes
No-load proof	Yes
Suitable for fixtures with prot. class	II
Type of connection, output side	Cables
Number of channels	1

### Certificates & standards










Approval marks – approval	ENEC / RCM / CCC / EAC
Standards	Acc. to EN 61000-3-3/Acc. to EN 60598-1/Acc. to EN 62384
Protection class	II
Type of protection	IP66

### Logistical data

Temperature range at storage	-40...85 °C
------------------------------	-------------

## Product datasheet

### Download Data

File	
	User instruction OPTOTRONIC LED Power Supply
	Product Datasheet Datasheet OT 40220-24024 P
	Certificates CCC Certificate No. 2018011002043864
	Certificates CB Test Certificate No. SG PSB-LE-00930
	Certificates ENEC Certificate No. U6 18 01 84117 051
	Declarations of conformity EU Declaration of Conformity 3537796
	Declarations of conformity Attestation of Conformity No. N8A 18 01 84117 055
	Declarations of conformity Attestation of Conformity No. E8A 18 01 84117 050
	Declarations of conformity EU Declaration of Conformity OT 24V P_DIMP

### Logistical Data

Product code	Product description	Packaging unit (Pieces/Unit)	Dimensions (length x width x height)	Volume	Gross weight
4052899545946	OT 40/220...240/24 P	Shipping carton box 20	334 mm x 310 mm x 194 mm	20.09 dm <sup>3</sup>	9525.00 g

The mentioned product code describes the smallest quantity unit which can be ordered. One shipping unit can contain one or more single products. When placing an order, for the quantity please enter single or multiples of a shipping unit.

### Disclaimer

Subject to change without notice. Errors and omission excepted. Always make sure to use the most recent release.