


## OT 110/170...240/1A0 4DIMLT2 G2 CE

OPTOTRONIC Outdoor | 4DIM/DALI and NFC – constant current LED drivers



### Areas of application

- Street and urban lighting
- Industry
- Suitable for outdoor applications in luminaires with IP > 54
- Suitable for use in outdoor luminaires of protection class I and II

### Product benefits

- 4DIM functionality in one device (StepDIM, AstroDIM, MainsDIM, DALI)
- Easy and fast wireless luminaire programming
- Very high efficiency
- Wide current output range: 200 mA...1050 mA
- High surge protection: up to 10 kV (in protection class I or II)
- Great flexibility due to wide operating temperature range of -40...55 °C or 60 °C
- Protection through double isolation between mains input and LED output

### Product features

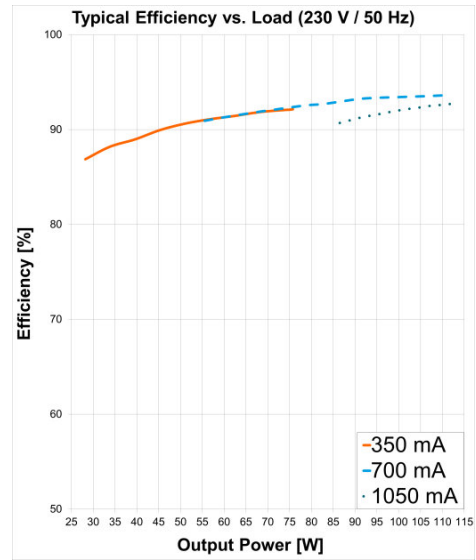
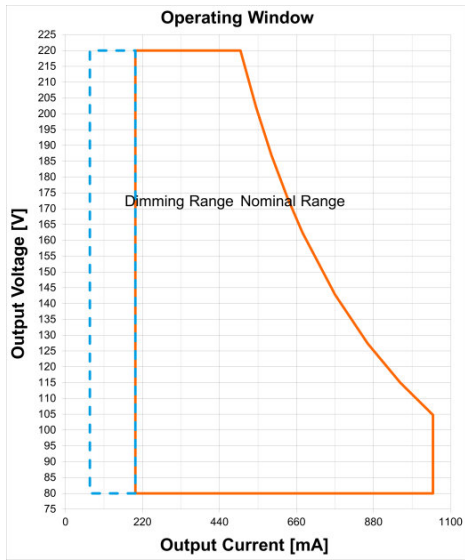
- Supply voltage: 220...240 V
- Current output range: 70...1,050 mA
- Easy and fast wireless luminaire programming via NFC
- Flexible current setting with one additional wire (LEDset2)
- AstroDIM for autonomous dimming with five independent levels (astro, time mode)
- Allows for energy saving in twilight phases
- MainsDIM function for dimming via reduction of line voltage amplitude
- Isolated DALI interface for bidirectional telemanagement systems
- Standby power consumption: < 0.5 W
- Constant Lumen Output (CLO)
- Overtemperature protection via external NTC
- Integrated customizable thermal management (Driver Guard)

### Technical data

#### Electrical data

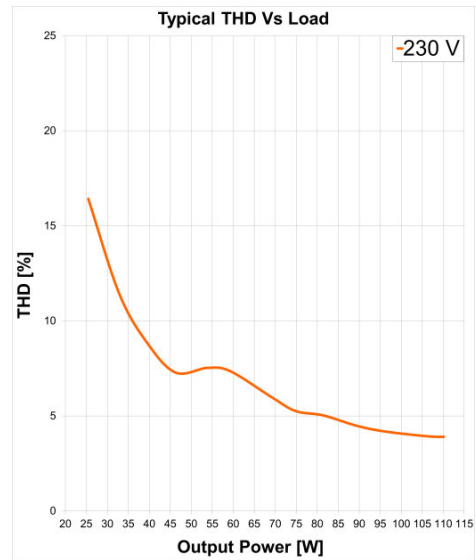
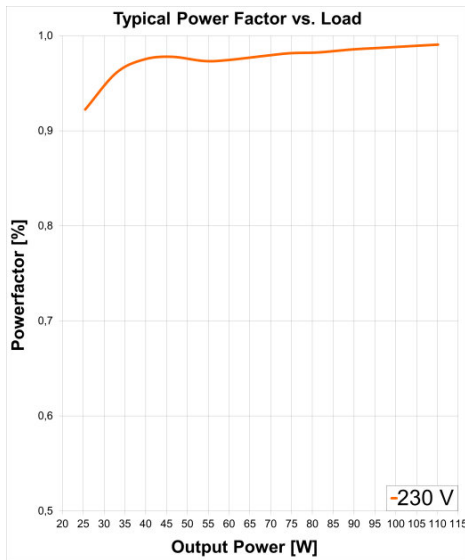
Nominal voltage	220...240 V
Input voltage AC	170...264 V
Nominal current	0.54 A
Mains frequency	50/60 Hz
Nominal input voltage (SD port)	220...277 V
Power factor $\lambda$	0.95/0.90
Total harmonic distortion	10 %
Device power loss	8.0 W
Inrush current	65 A
Max. ECG no. on circuit breaker 10 A (B)	7
Max. ECG no. on circuit breaker 16 A (B)	11
Max. ECG no. on circuit breaker 25 A (B)	17
Max. no. of ECGs on 16A MCB with EBN-OS	30
Surge capability (L/N-Ground)	10 kV
Surge capability (L-N)	6 kV
Surge capability (L/N – SD)	6 kV
Surge capability (SD – Ground)	10 kV
Nominal output power	110 W
ECG efficiency	93 %
Nominal output voltage	80...220 V
U-OUT (working voltage)	250 V
Nominal output current	200...1050 mA
Output current tolerance	±3 %
Output ripple current (100 Hz)	5 %
Minimum output current	70 mA
Galvanic isolation	Double

# Product datasheet



Operating Window

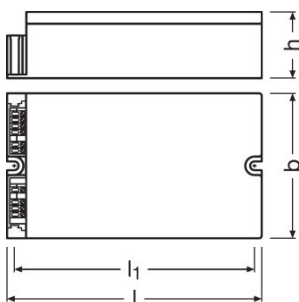
Typical Efficiency v Load 230 V 50 Hz



Typical Power Factor v Load

Typical THD v Load

## Dimensions & weight



<b>Length</b>	150.0 mm
<b>Width</b>	90.0 mm
<b>Height</b>	40.0 mm
<b>Mounting hole spacing, length</b>	134.0 mm
<b>Mounting hole spacing, width</b>	-
<b>Product weight</b>	780.00 g
<b>Cable cross-section, input side</b>	0.2...1.5 mm <sup>2</sup>
<b>Cable cross-section, output side</b>	0.2...1.5 mm <sup>2</sup>
<b>Wire preparation length, input side</b>	8.5...9.5 mm

## Temperatures & operating conditions

<b>Ambient temperature range</b>	-40...+55 °C
<b>Maximum temperature at tc test point</b>	85 °C
<b>Max.housing temperature in case of fault</b>	120 °C
<b>Permitted rel. humidity during operation</b>	5...85 %

## Lifespan

<b>ECG lifetime</b>	100000 h
---------------------	----------

## Capabilities

<b>Dimmable</b>	Yes
<b>Dimming interface</b>	4DIM / AstroDIM / DALI / MainsDIM / StepDIM
<b>Dimming range</b>	10...100 %
<b>Suitable for fixtures with prot. class</b>	I / II
<b>Constant lumen function</b>	Programmable
<b>NTC input</b>	Yes
<b>Overheating protection</b>	Automatic reversible

## Product datasheet

Overload protection	Automatic reversible
Short-circuit protection	Automatic reversible
No-load proof	Yes
Max. cable length to lamp/LED module	10 m
Number of channels	1

### Programmable features

Operating Current	Yes
Tuning Factor	Yes
Constant Lumen	Yes
Lamp Operating Time	Yes
End of Life	Yes
Thermal Protection	Yes
Driver Guard	Yes
AstroDIM	Yes
StepDIM	Yes
MainsDIM	Yes
Presence Detection	Yes
DALI Settings	Yes
Emergency Mode	Yes
Luminaire Info	Yes
Configuration Lock	Yes


### Certificates & standards

Type of protection	IP20
Standards	Acc. to EN 61347-1/Acc. to EN 61347-2-13/Acc. to EN 62384/Acc. to EN 55015:2006 + A1:2007 + A2:2009/Acc. to EN 61547/Acc. to FCC 47 part 15 class B/Acc. to IEC 61000-3-2/Acc. to IEC 61000-3-3/Acc. to IEC 62386-101/Acc. to IEC 62386-102/Acc. to IEC 62386-207/UL-8750
Approval marks – approval	CE / CCC / ENEC / VDE / VDE-EMC

### Logistical data







Temperature range at storage	-40...85 °C
------------------------------	-------------

### Download Data

File
 User instruction OPTOTRONIC Outdoor

## Product datasheet

---

	Certificates VDE ENEC Certificate 40043863
	Certificates VDE EMC Certificate 40038482
	Certificates VDE ENEC Certificate 40043863 appendix
	Certificates CB Test Certificate DE1-60243
	Certificates CCC Certificate 2018171002002265
	Declarations of conformity EU Declaration of Conformity 3629845

---

### Logistical Data

Product code	Product description	Packaging unit (Pieces/Unit)	Dimensions (length x width x height)	Volume	Gross weight
4052899981959	OT 110/170...240/1A0 4DIMLT2 G2 CE	Shipping carton box 10	385 mm x 300 mm x 125 mm	14.44 dm <sup>3</sup>	8141.00 g

---

The mentioned product code describes the smallest quantity unit which can be ordered. One shipping unit can contain one or more single products. When placing an order, for the quantity please enter single or multiples of a shipping unit.

### Data privacy

This OSRAM driver can be configured using the Tuner4TRONIC software. This requires registering on [www.myosram.com](http://www.myosram.com) and downloading the Tuner4TRONIC software from the Internet. The Tuner4TRONIC software enables users to access and view the operational data of a luminaire or driver via the corresponding programming interfaces. A password key (Config Lock) must be set up in the driver via the Tuner4TRONIC software in order to control which users can access and view operational data. Follow the instructions for password setup. To grant an external person or company rights to access or view operational data, you can assign password keys. In this case, however, you are responsible for ensuring that the third party concerned takes notice of the information described here. However, OSRAM can read out operating data from devices for maintenance and service purposes even when a password key has been assigned. In individual cases, OSRAM will also use its access rights in order to optimize or improve driver hardware and driver functions. In accordance with data privacy principles, any user of operating data (luminaire manufacturers, third parties with access rights) must ensure that personal data (e.g. name, address, location IDs) are only merged with the prior written consent of the person (end user) concerned. The respective user of the operating data is responsible for providing evidence of consent.

### Disclaimer

Subject to change without notice. Errors and omission excepted. Always make sure to use the most recent release.